



AGICO

*Supply professional peanut
machinery meeting global needs of peanut processing.*

Manual of wet peanut peeling machine

I.Principle Of Working

Put the permeate materials into the hopper/feeder, after the shocking, the raw materials enter three dynamic fixed rotating rubber tire roller, through induction of the feed round of the role, the scarfskin of raw materials will be carved by the blade of knife rest, and then the material without skin will be peeled and pressed in to exit hopper by roller, and discharge, at one time, the skin also be rejected and send out by the roller of releases.

II.Installs And Tests

On level ground, connected and fixed foot bolt of the equipment. After adjust the huller lock the four feet wheel.

Accord to requirement of electromotor, connected electrical source, then opened moment Switch for checking whether the direction of rotation is correct (the direction of rotation is accord to big wheel of V-belt). Opened switch after all is ok and watered, let machine to run for five minutes, then start to processing material. (Please mind to run wheel several circles by hands after machine be stored for long time, then start to work)

III.Main techno-parameter

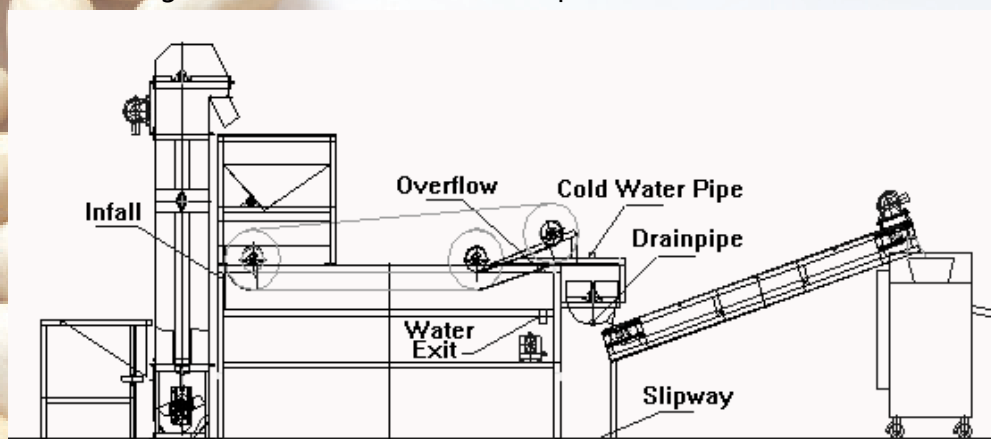
Address: Suite A, 4/F, Jinhao Business Bld., Renmin Rd. Anyang, Henan, China
Tel: (86) 372 5953961 Fax: (86) 372 5951936
Website: www.chinesepeanut.com E-mail: info@chinesepeanut.com

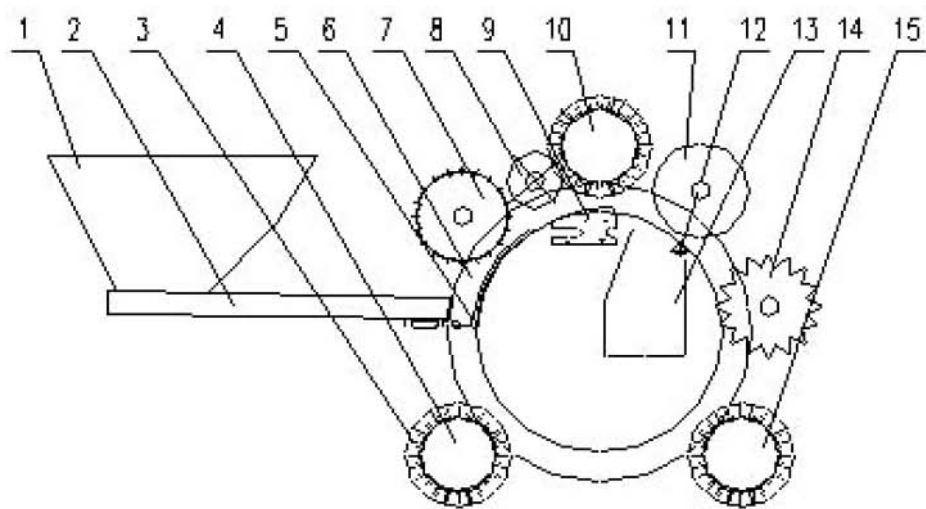
Item	peanut kernel	Almond kernel	Horse bean	Soybeans
Capacity (kg/h)	200-220	200-220	300	150
Rate of decorticate (%)	98±1	92-95	92-95	92±1
Rate of Imperfect (%)	3±1	3±1	3±1	2
Rate of intact (%)	85-95	88±2	76±2	-
Power	0.75KW (220V、 380V Anyone)			
Size	Length* width* High=1080*1000*1100 (mm)			

IV.Notice

- 1、 Forbid reversion
- 2、 It is necessary all equipments have earth line
- 3、 Before new machine working, please inspect and tighten all screws in per parts.
- 4、 Please append grease for axletree every week.
- 5、 Please clean machine after using,and keep cleaning.

Remark: please buy more decorticate machines if all is normal, but the capacity still is not enough. Remark: Parts sketch map of decorticate machine





- 1、Hopper 2、 Bolt for feeder 3、Distance Wheel 1 4、 Power Roller 1 5、 Induction bar
 6、Rubber wheel 7、 Feeder Wheel 8、Distance wheel 2 9、 Knife rest 10、Power Roller 2
 11、Exit Wheel 12、 Extruded skin axes 13、 Exit Hopper 14、 Releases Wheel 15、Power Roller 3

V. Analyzes and Remove of Malfunction

Phenomenon	Causation	Remove Method
Peeled rate lower	1、 Marinate time is short,the water' s temperature is lower,the raw material type had difference.	Pay more attention the time, contral the water' s temperature.
	2、 Blade was damage or around the knife rest blocked	Instead blade、 clearing bean skin and sundried between the knife rest and rubber wheel

	<p>3、 The feeder wheel is highly(that is the space is so far between the blade and skin, rice, bean. And the blade couldn' t incise them.)</p>	<p>Change the feeder wheel to lower or regulate the knife rest' s highness(it has about 4-6mm from fixed the knife rest' s bolt to rubber wheel.)</p>
	<p>4、 The exit wheel had bigger clearance or the tire had catch severe abrasion</p>	<p>Regulate the clearance, and change new rubber wheel.</p>
<p>It has many rice, kernels, bean in skin</p>	<p>If exit wheel so highly, it will be added space between exit wheel and extruded skin axes</p>	<p>Remove exit wheel to low, and let it keep close to extruded skin axes</p>
<p>It has many rice, kernels, bean with skin after peeled</p>	<p>If exit wheel so low, extruded skin axes will be leaved rubber wheel' s inner ring</p>	<p>Remove exit wheel to higher, let it has good contract between exit wheel to and rubber wheel, exit wheel</p>
	<p>The releases wheel didn' t running or destroyed</p>	<p>Control, regulate releases wheel</p>
	<p>The releases wheel had</p>	<p>Install the chain again</p>

	wrong running after install chain	
It has many rice,kernels and bean with skin in it from the feeder water hopper.	If break off induction bar or the radian of break off didn' t agree with rubber wheel	Change or regulate
	The raw material had difference size	The raw material must be classificated
	The Both sides block plate of bolt for feeder and rubber wheel is so low	Change block plate
It has many broken and halves grain' s rate of rice, kernels and bean after peeled	The time of marinate exceed technical regulate about the raw material (the time is so long)	The time of marinate need according to technical regulate
The rice, kernels and bean would be swing from tire' s outside ring	The Feeder quantity is much	Control feeder quantity
It has so slowly speed when the raw material via bolt for feeder or exit	Fixed part under bolt for feeder was become flexible	Inspection, fixation, maintain and change rubber sheath


hopper for skin	The commutate was rupture	
	shock absorption sheath had heavy abrasion or so tighten	



Capacity:600kg/hr



Capacity: 600kg/hr



Capacity:200kg/hr



Capacity:250kg/hr

Tag:Peanut Machine-Peanut Wet Peeling Machine, Peanut Peeler

Address: Suite A, 4/F, Jinhao Business Bld., Renmin Rd. Anyang, Henan, China
 Tel: (86) 372 5953961 Fax: (86) 372 5951936
 Website:www.chinesepeanut.com E-mail: info@chinesepeanut.com